

TOP OF THE MASTER UNIVERSE

SPACE RESPIRATION

"We do not know the actual mechanism of space respiration; we merely observe that all space alternately contracts and expands. This respiration affects both the horizontal extension of pervaded space and the vertical extensions of unpervaded space which exist in the vast space reservoirs above and below Paradise. In attempting to imagine the volume outlines of these space reservoirs, you might think of an hourglass.

As the universes of the horizontal extension of pervaded space expand, the reservoirs of the vertical extension of unpervaded space contract and vice versa. There is a confluence of pervaded and unpervaded space just underneath nether Paradise. Both types of space there flow through the transmuting regulation channels, where changes are wrought making pervadable space nonpervadable and vice versa in the contraction and expansion cycles of the cosmos.

"Unpervaded" space means: unpervaded by those forces, energies, powers, and presences known to exist in pervaded space. We do not know whether vertical (reservoir) space is destined always to function as the equipoise of horizontal (universe) space; we do not know whether there is a creative intent concerning unpervaded space; we really know very little about the space reservoirs, merely that they exist, and that they seem to counterbalance the space expansion-contraction cycles of the universe of universes.

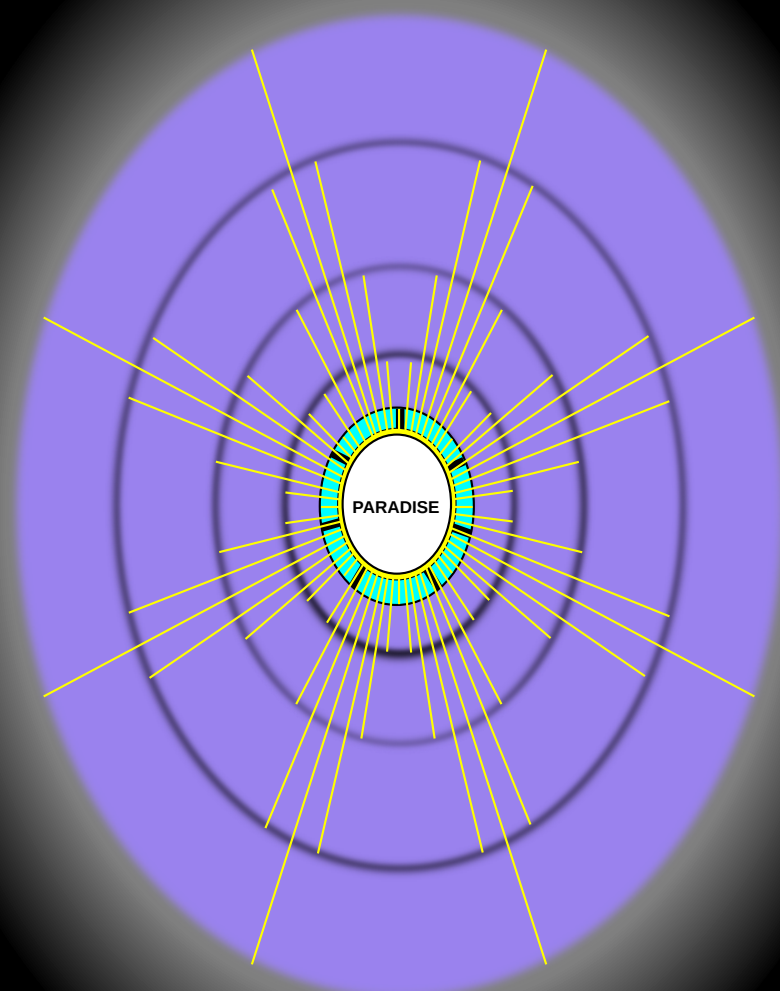
The cycles of space respiration extend in each phase for a little more than one billion Urantia years. During one phase the universes expand; during the next they contract. Pervaded space is now approaching the mid-point of the expanding phase, while unpervaded space nears the mid-point of the contracting phase, and we are informed that the outermost limits of both space extensions are, theoretically, now approximately equidistant from Paradise. The unpervaded-space reservoirs now extend vertically above upper Paradise and below nether Paradise just as far as the pervaded space of the universe extends horizontally outward from peripheral Paradise to and even beyond the fourth outer space level.

For a billion years of Urantia time the space reservoirs contract while the master universe and the force activities of all horizontal space expand. It thus requires a little over two billion Urantia years to complete the entire expansion contraction cycle." Source: Urantia Book 11:6.1 - 4.

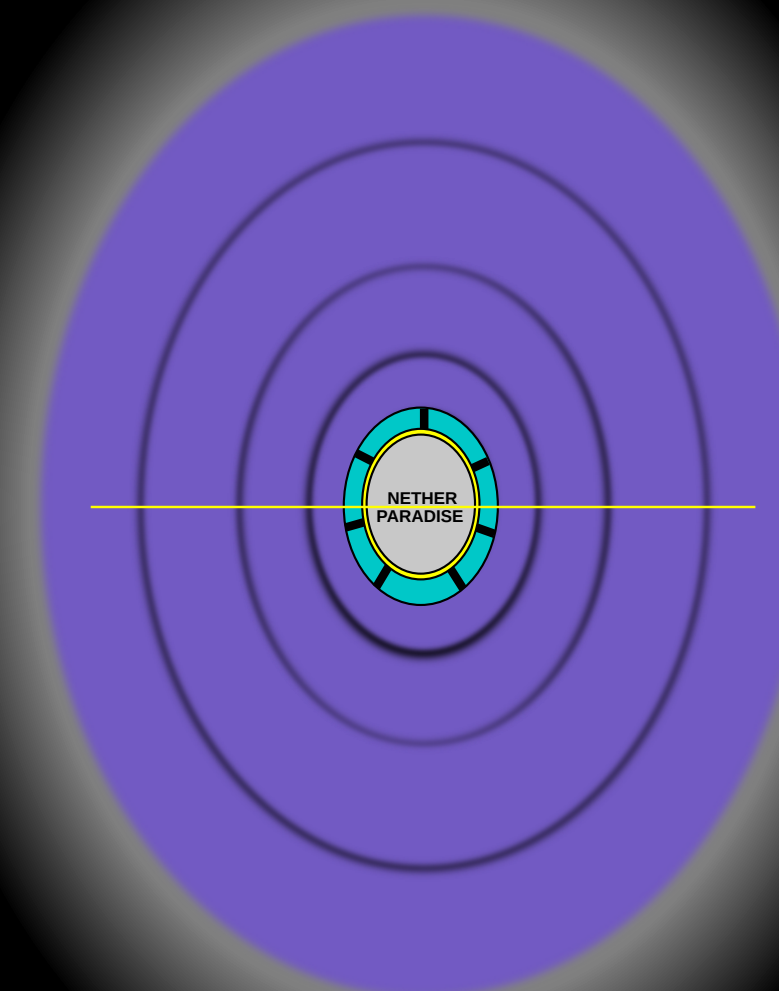
THE UPPER RODS OF ABSOLUTUM

Space respiration is a complex process composed of many different systems all working in perfect harmony to keep the Master Universe in balance. These drawings illustrate one of these systems known as the Rods of Absolutum, and describe some of their purpose and method of operation. The Rods of Absolutum will not be a part of the completed Master Universe, in the far distant future, but until then they are an essential component of the space respiration process. The Rods vary in width, and length, have a depth of about four light years, and extend without interruption. The Rods are of two layers, the inner layer being absolutum, and the outer layer being ultimatum. The Rods are not connected to Paradise except through the 7 Master Switches (except for the lower rod). The actual number of Rods is far greater than what can be displayed in these drawings, and their quantity matches the number of energy circuit connectors on peripheral Paradise. Cont...

Top View (not to scale)



Bottom View (not to scale)



NETHER MASTER UNIVERSE

... The inner ends of the Rods are kept in constant alignment with these energy circuit connectors. The orbital circuit of the 7 Sacred Spheres of the Father around the Central Isle of Paradise acts as a set of seven rotating master switches that open and close each of these circuits with the proper timing and in the correct sequence to ensure the delivery of energy to, or removal from, the Rods in order to cause them to either expand or contract by a small amount each time. Each time one of the 7 Sacred Spheres of the Father comes in alignment in between the end of a Rod and a Paradise energy circuit connector, that circuit is activated and the required energy transfer can occur by passing through the Sacred Sphere. Once the Sacred Sphere has moved on, the circuit is deactivated until the arrival of the next Sacred Sphere. By using the cadence of the 7 Sacred Spheres of the Father to control the inflow and outflow of Paradise energy to operate the Rods in a stable and safe manner ensures uniform expansion and contraction of the space respiration process. The diagram on the far left shows the radial distribution pattern of the upper Rods of Absolutum as viewed from above the Master Universe. The inner ends reach directly above the circuit of the 7 Sacred Spheres of the Father.

The Rods of Absolutum are also used to help maintain the relatively flat shape of the Master Universe. In the drawing directly below this is represented by the imaginary line labelled as the Central Continuum. Centrifugal forces created by the rotation of the space zones cause the Master Universe to expand outward during the expansion phase of the space respiration process. This outward expansion has a natural tendency to follow this flat shape, but the application of centripetal force, which causes the Master Universe to contract inward during the contraction phase of the space respiration process, has a natural tendency to force the spinning space zones out of plane as they become increasingly more compressed. The Rods of Absolutum are used to help control this undesirable effect through their very gradual and rhythmically controlled release of energy which causes them to contract very slowly and uniformly over the period of approximately one billion years. Additional control over this effect is applied by the harmonic effect created by the cadence of the 7 Sacred Spheres of the Father as they orbit around the Central Isle of Paradise.

THE LOWER ROD

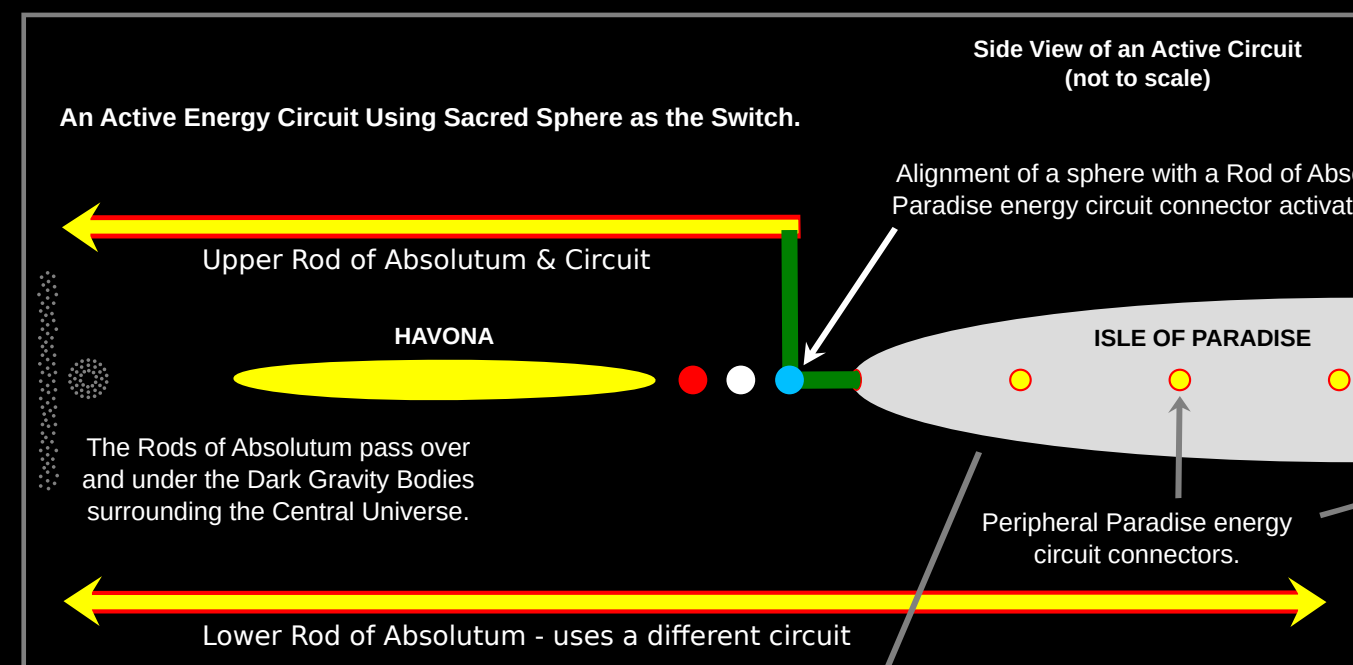
The lower Rod of Absolutum is bent at each extremity about half way across outer space zone four. These bends act as grapples that assist in the expansion and contraction of space respiration as well as maintaining the elliptical shape of the Master Universe. As these grapples gradually extend further out during the expansion phase of the space respiration process, the contents of the Master Universe have more room to expand into, and the centrifugal forces of the spinning space zones cause the Master Universe to spread outward and fill the newly expanded space. The process is precisely coordinated to make it smooth and seamless. The opposite occurs during the contraction phase of the space respiration process. As the grapples are pulled inward, the contents of the Master Universe have less room and therefore need to compress closer together to fit into the shrinking space. It takes precise timing and coordination to keep the system in constant balance, and the cadence of the Father's 7 Sacred Spheres is key to keeping the Master Universe and space respiration operating in perfect harmony.

SYNCHRONIZING WITH THE PARADISE ENERGY CIRCUITS

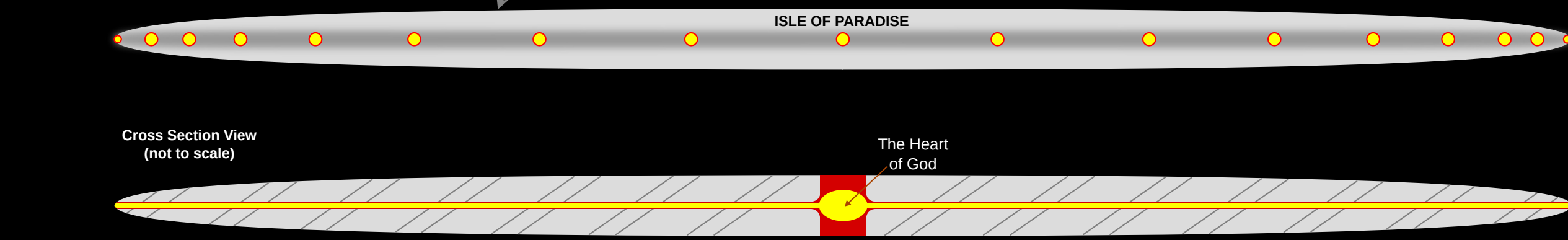
The 7 Sacred Spheres of the Father each act as a master switch that controls several aspects of the evolving Master Universe. As there are only 7 of these special switches, a maximum of 7 Paradise energy circuits can be active at any given moment.

As the 7 Sacred Spheres revolve around Paradise they activate the energy circuits in sequence as they pass in front of them. During space respiration expansion the energy flows outward, and the flow is reversed inward during the contraction phase.

The diagram below shows the details of an active Peripheral Paradise energy circuit (green) to one of the Rods of Absolutum located above Havona. When a Paradise energy circuit is connected to an upper Rod of Absolutum (of which there are many), the energy flows from that specific energy circuit connector on through the aligned Sacred Sphere which then redirects the energy upwards to the beginning of the corresponding upper Rod of Absolutum.



Side View of the Energy Circuit Connectors on Peripheral Paradise (not to scale)

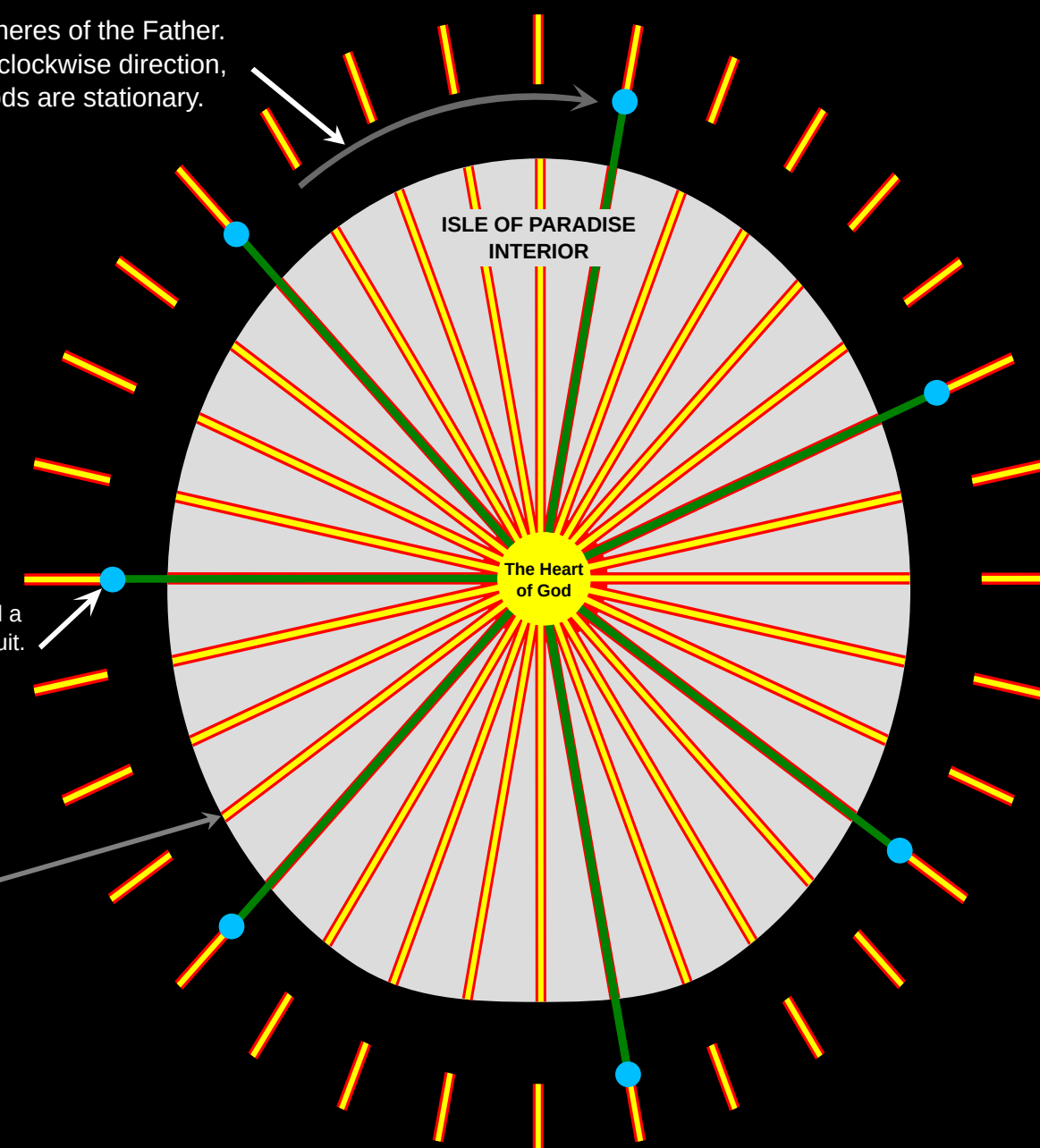


Cross Section View (not to scale)

THE 7 MASTER SWITCHES

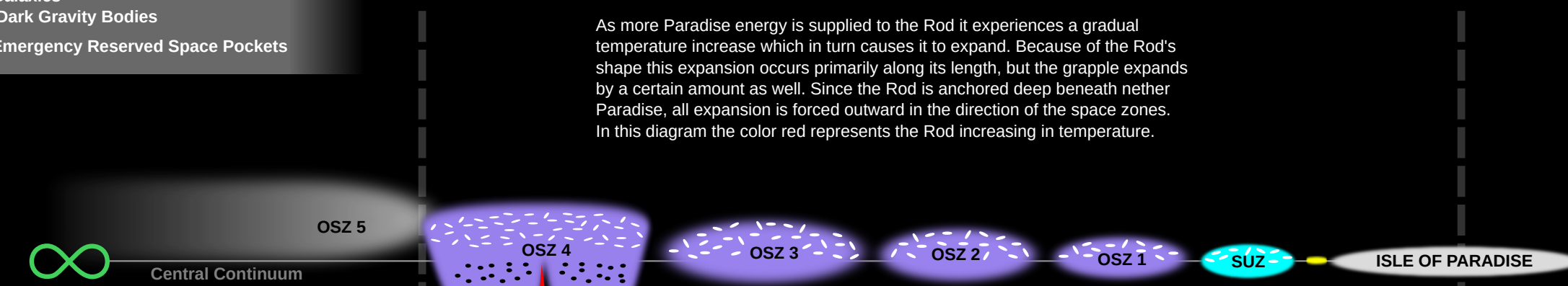
Top View of the Energy Circuits Inside the Isle of Paradise (not all circuits are shown)

Circuit of the 7 Sacred Spheres of the Father. These spheres travel in a clockwise direction, while Paradise and the Rods are stationary.

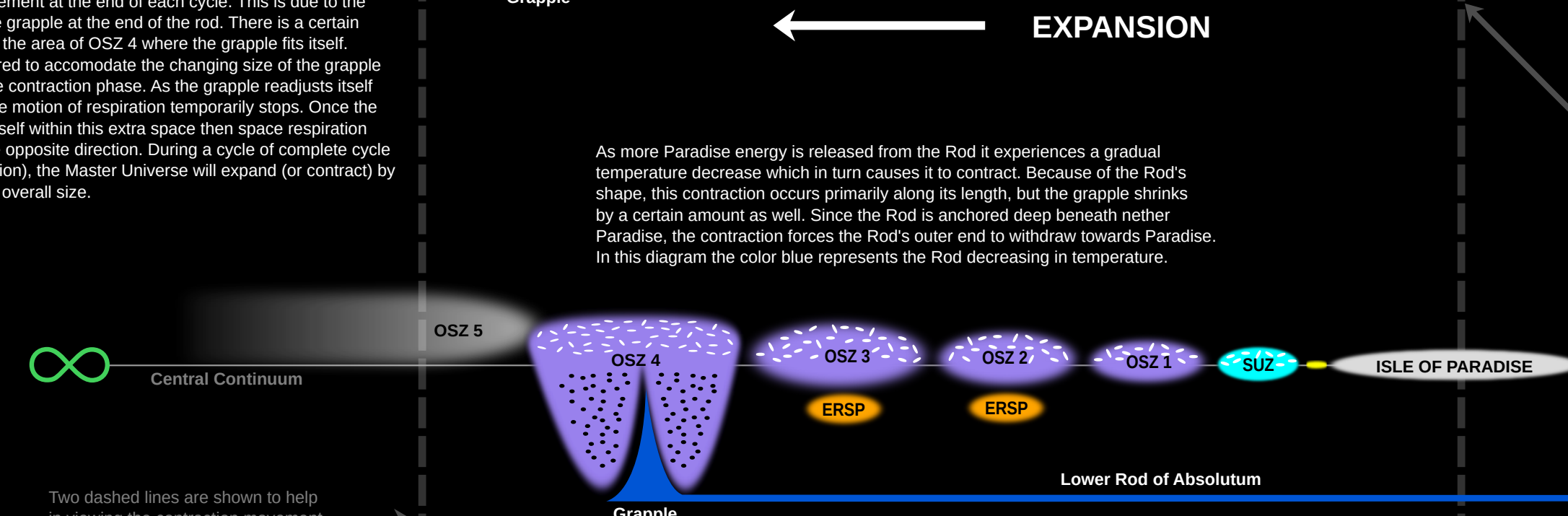


OUTER SPACE ZONES

- SUZ - Superuniverse Zone
- OSZ - Outer Space Zones
- Galaxies
- Dark Gravity Bodies
- ERSP - Emergency Reserved Space Pockets



The motion of Space Respiration maintains a constant speed, but there is a pause in respiration movement at the end of each cycle. This is due to the change in direction of the grapple at the end of the rod. There is a certain amount of extra space in the area of OSZ 4 where the grapple fits itself. This extra space is required to accommodate the changing size of the grapple from the expansion to the contraction phase. As the grapple readjusts itself within this extra space the motion of respiration temporarily stops. Once the grapple has readjusted itself within this extra space then space respiration resumes its motion in the opposite direction. During a cycle of complete cycle of expansion (or contraction), the Master Universe will expand (or contract) by approximately 20% of its overall size.



Two dashed lines are shown to help in viewing the contraction movement and anchor point underneath Paradise.

HOW THE LOWER ROD OF ABSOLUTUM EXPANDS AND CONTRACTS

As more Paradise energy is supplied to the Rod it experiences a gradual temperature increase which in turn causes it to expand. Because of the Rod's shape this expansion occurs primarily along its length, but the grapple expands by a certain amount as well. Since the Rod is anchored deep beneath nether Paradise, all expansion is forced outward in the direction of the space zones. In this diagram the color red represents the Rod increasing in temperature.

As more Paradise energy is released from the Rod it experiences a gradual temperature decrease which in turn causes it to contract. Because of the Rod's shape, this contraction occurs primarily along its length, but the grapple shrinks by a certain amount as well. Since the Rod is anchored deep beneath nether Paradise, the contraction forces the Rod's outer end to withdraw towards Paradise. In this diagram the color blue represents the Rod decreasing in temperature.

Cross Section View (not to scale)

